

INDIAN MOUNDS
 ROCK & MINERAL CLUB
 WYOMING, MICHIGAN

A
 RROWHEAD
 NEWS

*For March:
 Agates &
 a Mini-Sale!*

See page 7 for details

MARCH 17
 AT 7PM


*THAT'S OUR
 KREIGH
 HARD ROCK
 MINING
 IN WYOMING'S OLD
 GYPSUM MINE*



COVER PHOTOGRAPH AND PHOTOS ON PAGE 12 SUBMITTED BY KREIGH TOMASZEWSKI

VOLUME 46 #3
March 2009

*The Indian Mounds Rock and Mineral Club
 is a nonprofit organization, incorporated under the laws of the State of Michigan.
 This club's objective is to develop and encourage interest in, and to further the study of minerals, gems,
 fossils, rocks, lapidary arts, and earth science.*



AFFILIATED WITH THE MIDWEST AND AMERICAN FEDERATIONS OF MINERALOGICAL SOCIETIES

*Articles originating with the Arrowhead News may be used by affiliates of the AFMS, MWF,
 or other non-profit organizations only, as long as proper credit is given (unless stated otherwise.)*



Welcome to the *ARROWHEAD NEWS*, official publication of the Indian Mounds Rock & Mineral Club of Wyoming, Michigan.



Visitors are welcome at all Meetings!

WHEN & WHERE

Club Meetings are held at 7:00 PM on the 3rd Tuesday, September through May, in the fellowship hall located in the basement of the Wesley Park United Methodist Church. The church is on the corner of Michael and 32nd Street, south of 28th Street, in Wyoming.

At 6:30 PM, on the 3rd Tuesday, June through August, our club has a **picnic** at Pinery Park in Wyoming, which is on DeHoop just north of 28th Street. Our usual spot is behind the north parking lot on the west side of DeHoop. Bring a dish to share, your own drinks, and table service.

Board Meetings are held right after the club meeting, or by special announcement on the 4th Tuesday of the month.

Club Membership dues are \$15 per family, \$10 per individual and \$5 per junior. Payment is due by the 3rd Tuesday of September and is for the following January – December. **New** members that join at or after the annual show, pay only one-half of the yearly dues. Membership includes 9 issues of the Arrowhead News.

WHO'S WHO

President
Jim Elliott

7475 Parsonage
Saranac MI 48881
616-642-0442
jimboell@iserv.net

Vice President/Program
Nancy Spalenka

2119 Waldron St SW
Wyoming MI 49519
616-249-0513
gnsपालका@sbcglobal.net

Secretary/Membership
Rhonda Leep

11199 Gun Lake Rd
Middleville MI 49333
269-795-7629
rsleep@chartermi.net

Treasurer
Dave Lehker

1716 Lotus SE
Grand Rapids MI 49506
616-243-1257
lehkerd@gvsu.edu

Board Member/Sales
Ed Krzeminski

616-530-9571
edkrzeminski@juno.com

Board Member/Publisher
Donna Griseto

810-444-5611
dbgriseto@aol.com

Board Member/Publicity
Nick Van Dyke

616-735-1235
IMRMClub@gmail.com

Librarian/Historian
Arlene King

616-878-5163
gemmtking@yahoo.com

Field Trip
Roger King

616-878-5163
gemmtking@yahoo.com
Nancy Wolff, assist.
269-983-4900
nancyswolff@hotmail.com

Dealer Chairs
Kris Quint

269-926-7610
rkquint@cpuinc.net
Nancy Wolff
269-983-4900
nancyswolff@hotmail.com

Show Chair
Harry Brummel

616-453-1658
John Kuipers, assist.
616-534-9298

Sunshine/Kitchen
Eleanor Brummel

616-453-1658

Editor/Web Master
Brenda Van Dyke

1531 Whitmore Ave NW
Grand Rapids MI 49504
616-735-1235
brenick@gmail.com

The **subscription rate** for the **Arrowhead News** is \$8.00 per year. *Emailing is encouraged - just ask!* Article submission is due to the Editor **before** the 1st of the month.

The Arrowhead News is also available on our website. Send **exchange newsletters** to the Editor.

All articles without a byline have been written by the Editor.

Liasion

Don Van Dyke
4296 Oakview
Hudsonville MI 49426
616-669-6932
donvandyke@tm.net

FROM MY ROCK PILE*By Jim Elliott, President*

Here it is March already and it seems to have come in more like a polar bear than a lion – brrrrr! I do hope March goes out like a lamb, to leave us with great weather for our Annual Mall Show at Rogers Plaza on April 9, 10 and 11. This is our 34th Annual Mall Show! This is our biggest event of the year and we need everyone's help to make it the best ever. We need you to help with the show set up, to display some of those awesome minerals and material from your collections, provide demonstrations, staff the tables, and put it all away at the end of the show. Most importantly - have fun and share with others during all of this.

Please read the article about our Mall Show that was written by Harry Brummel and John Kuipers and that appeared in last months Arrowhead News. I couldn't say it any better than what they already did. You are all very important to this show running smoothly and successfully. Tell everyone you know about it! Take the flyers and put them up at work, in our schools, and any other place that you think they will be effective, and that you have permission. Our Mall Show is a great opportunity to promote interest in Rock Clubs, gems, fossils, rocks, the lapidary arts, and earth science as written in our By Laws.

We will be trying out the new Mini-Sale event during our next meeting, on March 17th, and this should be another very fun event. I am looking forward to this chance to get rid of some of the extra and duplicate minerals I have in my collection, and then immediately replace them with something new and different. I think it takes a Rockhound mentality to appreciate the logic (or lack of logic) of that statement!

We will have the new 2009 Midwest Federation membership cards for our club that will be available to all paid up members at the next meeting.

I need to cut this short to get ready for the Mini-Sale and to plan out what minerals that I will display in the case that John Kuipers was kind enough to let me use for our 34th Annual Mall show. I look forward to seeing all of you at the next meeting and at our Mall Show.

Best to All, Jim

THE 2009 INDIAN MOUNDS MALL SHOW*By Harry Brummel, Show Chairperson and John Kuipers, Assistant*

By the time you read this, the Indian Mounds Rock & Mineral Club's 2009 Mall Show will be only a few weeks away! **The show will again be held at Rogers Plaza from 9:30 AM to 9:00 PM on April 9, 10 & 11.** Setup begins about 6:30 PM on Wednesday, April 8, and take-down occurs at 9:00 PM on Saturday, April 11. Your help will be appreciated at both times, as well as during show operation.

Please refer to the February "Arrowhead News", page 13, for a detailed description of show details, and call Harry Brummel, 453-1658, with any questions.

Although preparing a good show takes time and effort, the rewards of participation far exceed the the work involved. Join us this year for a truly enjoyable experience!

INDIAN MOUNDS ROCK & MINERAL CLUB EVENTS

- March 17 **IMRMC MEETING and MINI SALE** (see page 7)
Tuesday - 7 PM - 9 PM
Program: DVD presentations - "Mexican Agates: Majestic Treasures" and "Exhibits at the Wonderful World of Agates"
Mini Sale *after* regular club meeting and program
- April 9, 10 & 11 **IMRMC 34th ANNUAL SHOW** (see page 13)
Rogers Plaza
Thursday, Friday and Saturday 10 AM - 9 PM
- April 21 **IMRMC MEETING**
Tuesday - 7 PM - 9 PM
Program: "Life of a Michigan Copper Miner", Larry Molloy, Speaker
- May 19 **IMRMC MEETING**
Tuesday - 7 PM - 9 PM
Program: "Best Of the Year"
- June 13? **IMRMC SUMMER SUPER SALE**
Wesley Park United Methodist Church
Saturday 9 AM - Noon
- October 20 **IMRMC SILENT AUCTION**
Wesley Park United Methodist Church
Tuesday - 7 PM - 9 PM

OTHER THINGS TO DO

- March 13 - 15 **47TH ANNUAL SHOW, "MINE IN '09"**
Michigan Gem & Mineral Society
Jackson County Fairgrounds Fair Event Center, 200 W. Ganson St; **Jackson, MI**
adults \$3, seniors \$2, students 50 cents, children free
Fri. 10-7, Sat. 10-7, Sun. 10-5
Contact: James Bretes, 3022 Francis St., Jackson, MI 49203, (877) 872-8471;
e-mail: crossroadspottery@sbcglobal.net ;
Web site: www.geocities.com/michgemandmineralsociety/
- March 28 **37TH ANNUAL METRO ROCK SWAP**
Midwest Mineralogical & Lapidary Society
Democratic Club of Taylor, 23400 Wick Rd; **Taylor, MI**
Swap, sell or buy minerals, fossils, jewelry, lapidary items, slabs and crystals
Free parking and admission
Saturday 10 AM - 5 PM; Contact: (734) 525-1684
- March 14 - 15 **ANNUAL SHOW, "MOON ROCKS, METEORITES, AND METALS."**
Geodeland Earth Science Clubs, Inc.
W.I.U. Student Union Ballroom, Murray St; **Macomb, IL.**
Sat. 1 0:00 AM - 6:00 PM, Sun. 10:00 AM - 5:00 PM
Contact : Dennis Bomke, dbomke@comcast.net
- June 13 - 14 **MGAGS SEMINARS**
Webberville High School (more details to follow)

TREASURER'S REPORT*By Dave Lehker, Treasurer***January 2009**

Beginning Balance: \$6879.20

Expenses:

Newsletter: \$157.35

Sunshine: \$35.56

Midwest Fed: \$509.25

Total expenses: \$702.16

Income:

Memberships: \$90.00

Lunch : \$16.00

Raffle: \$22.00

Total Income: \$128

Ending Balance: \$6305.04

**CLUB MEETING MINUTES***Rhonda Leep, Secretary (2009)*

February 17, 2009 - President Jim Elliot welcomed everyone to the meeting. Nancy Spalenka introduced Dr Kevin Cole from GVSU and our program included slides and discussion of field trips to North American Rockies. We had at least 53 people attending our meeting!

Consent Agenda: The club members present approved minutes with minor grammatical changes.

Treasurer's Report: Report was presented by Dave Lehker.

Sunshine Report: John Kuipers had nothing to report and reminded people to contact him if needed while Eleanor Brummel was out of the state.

Website: Brenda Van Dyke still needs ideas for website.

Editor's Report: Brenda can always use more articles.

Show Committee Report: John Kuipers brought in flyers for the show and sign up sheets.

New Business: Field trip to Gypsum Mines- filled up fast, but will try to schedule another trip for interested persons. Club Members with email addresses did have a fast track to this trip. *(Editor's note: This is a perfect example of a good reason to sign up with our club email group!)*

Correspondence: Was not reviewed.

Program: March meeting featuring Agates and a mini silent auction.

BOARD MEETING MINUTES

Rhonda Leep, Secretary (2009)

February 17, 2009 - The Board Meeting took place after our club meeting. Don and Lois Van Dyke, Nancy and Gordon Spalenka, Brenda and Nick Van Dyke, Roger and Arlene King, Ed Krzeminski, Dave Lehker, Donna Griseto, Jim Elliot and Rhonda Leep were present.

President Jim Elliot called the meeting to order.

Secretary: Minutes were read and accepted with minor grammatical changes.

Treasurer: Dave gave us a complete report at the club meeting. Discussion on how to track cash receipts generated every meeting. Discussion on large sale procedures – add cashier sign off for cash totals and duplicate information? Still have issues regarding our status with IRS – need to show we are a non-profit educational club-Dave will work on. Donation to Wesley Park United Methodist Church approved.

Program: Agate presentation and mini-auction. Sellers should try to arrive & set up early.

Show Committee Report: Most of report given at club meeting. We have enough dealers [no more room] for show. Nancy wanted to know if anyone had items for the Memorial Case for show.

Correction: Gordon does not have extra cases – he is organizing the cases at the show. Advertising costs approved for Ed K.

Editor: If there were personal articles regarding the Tucson show or other large shows she would like to publish them.

Website: Would like a link that Editor/webmaster, treasurer and secretary could enter membership information in one database to help keep current – can anyone help with this request? (*Editor's Note: I think I have this one figured out*)

Field Trip Chairperson: More discussion regarding gypsum mine trip.

Librarian/Historian: Nothing new to report.

Membership Chairperson: New members but not a detailed report.

Old Business: What name tags are needed- contact Arlene King. Jim Elliot has submitted a club label for periodic charts and it has been approved by board members.

New Business: Postage rates rising in May. Money was approved to purchase 'forever' stamps before price increase.

If someone could bring a printed version of minutes to club, maybe more people will opt for emailed instead of mailed to save time and money. (*Editor's note: please bring a printed color copy of emailed newsletter.*)

Sunshine: We need to check with Eleanor for lunch for March meeting.

The meeting was adjourned.

NEEDED

Specimens for the Memorial Display Case at our April Gem and Mineral Show.

If you have a particularly nice mineral specimen that could be placed in the case, please bring it to the March club meeting and give it to Nancy Spalenka. She needs to have the specimens ahead of time to know how to organize the space in the display case. It will help if you can put the specimen in a box and put your name in the box, not on the specimen. The specimens will be returned at the close of the show. For more information, call Nancy at 616-249-0513.

A DAY WITH THE BOYS

By Donna Griseto

A few weeks ago I had the opportunity to see first-hand how to sand and polish a stone. Since I am a relatively new rockhound, I was game for the opportunity to learn something new.

Jim Splane and I went to Don and Lois VanDykes' home. From the moment I walked downstairs into the "Rock Room" I was truly amazed. When Don told me that he found most of the rocks himself, it blew my mind.

I have to tell you that I showed my rock to Jim and he is the person who suggested that I polish it and said he would show me how. I read somewhere that if you put jello into the cavity of the rock, it would prevent all of the little sanding and polishing dust out of the rock, and after I told this to Don and Jim, both of them gave me a "What was she thinking?" look. The jello idea worked until the rocks started heating up and then Jim said, "Let's get rid of this, it's melting."

Jim treated me like a father showing his daughter how to do something, with his friend in the background supervising. I am amazed at how patient you become sanding on different sand paper to get just the right smoothness. Then Jim would say, "Keep sanding."

Someone from my other rock club in Detroit gave me this triple thunder-egg from Utah (I just learned that!!!) that has drusy crystals inside. For a time we were not able to find one half. It was like it just disappeared. We found it and Jim said, "Keep sanding, looking good!"

Every now and then I would take a break and look around at the VanDykes' collection. The first thing I think is how old these rocks, minerals, and fossils are, how our planet created each through time, wind, water, etc. I know that most of the rock hounds know how they were created. I am not smarter than a 5th grader; not even close when it comes to this topic. Each time I looked at Don's rock collection, I saw something new and Don was as proud as could be showing me his collection and telling me where he found it. Pretty amazing!

Returning to sanding, Jim says, "It looks pretty good, let's start polishing." He picks up an old paint brush and sprays water on this stuff on a lid and mixes it up with the paint brush and painted it on my first half. Then all I heard was, "Keep it wet. Keep it wet!" I am slightly freaking out thinking that water and electricity don't mix. "Just keep it wet, and make sure you stay to the left side of the polisher so you don't get pulled under!" I wasn't quite sure what that meant until I drifted into the bad zone. I am pleased to say that I know how to sand and polish.

While this is going on, Jim had some agates that he wanted to cut in half, and toward the end it was fun just to see what was inside. He had some other specimens he was sanding. Don was working on getting the stone out of a silver piece. I'm sure that both boys were more excited because I was so much in the present moment that we forgot how long we were there. Jim said that he missed his nap.

This experience was very rewarding and a lot of fun. I learned how to make triplets with opal as an example, how geodes are cut in half, why there is different sanding paper, why it takes patience to polish (I heard Roger will polish one piece for over 3 hours!), Don showed me how to take a template and to place it on a rock slab, cut out the stone from the template and turn it into a necklace (this will happen the next time I visit), the polisher needs to be kept wet at all times, how to use bell caps on stones, and I am sure much more. After a few hours, my head was filled with all this "rock" info!!! What a great day!!!

In closing, I learned a lot, except there will always be more to learn. What is so great about our Rock Club is how all the different talented and knowledgeable members came together here at this time. I am very fortunate for the opportunity to belong. Jim Splane said that he would love to show anyone his 50+ years of collecting agates, just get in touch with him. Thanks Don and Jim...till next time...

MARCH PROGRAM INCLUDES MINI-SALE EXCITEMENT

By Ed Krzeminski, Sales Chairman

The March 17th Indian Mounds monthly meeting program will include not only a terrific DVD program about agates, but also the chance to actually go home with some new agates and mineral specimens for your personal collection! After the business meeting and the Agates Program, which will run from 7 pm to 8 pm, the second half of the evening will be a Club Mini-Sale from 8 pm to 9 pm -- a new sales format that we're trying out for the very first time. During this relaxed sales time, we will also serve the usual refreshments, social goodwill, and specimen show & tell that many of you look forward to each month.

With 13 Sellers signed up for sales tables, you can expect a smörgåsbord of minerals, slabs, agates, seashells, and other rockhound goodies. All sales will be Cash Only, unless you make your own arrangements with a Seller. Sellers will be club members only; however, the sale is open to anyone for buying, not just members, so invite your friends -- or maybe that inquisitive neighbor kid -- to tag along for a great evening of rocks and minerals. Who knows? They just might want to become a new club member! This sale will not be advertised outside of the club bulletin, so the atmosphere should be relaxed, informal, and fun. Unlike the October Silent Auction, no helpers will be needed during the Mini-Sale, so there will plenty of time for everyone to "shop". We would, however, appreciate the help of a few volunteers to rearrange the tables and chairs after 9 pm.

TIPS FOR BUYERS:

1. Bring some spendin' cash with you, because you just KNOW that you'll spot a few deals or specimens that you just gotta have!
2. Bring along a carry box or bag, and some newspaper to wrap your delicate specimens for transporting back home. You are responsible for keeping an eye on your own valuables.
3. No sales will occur between 7 pm and 8 pm, while the business meeting and agate program are going on. All sales tables will be closed and covered until the program is adjourned at 8 pm by the club President.
4. All sales details are up to each Seller, including pricing, payment, and any bargaining. Sellers are encouraged to use Silent Auction Bid Slips, in order to give everyone a chance and to discourage a "deal stampede", but that is their own choice.
5. Stick around to buy until the end, at 9 pm. There's a good chance that Sellers will be making good deals so they won't have to haul their stuff back home.

RULES FOR SELLERS:

1. There are 13 Sellers; each Seller gets one club-provided table, approximately 30 x 60 inches. There is no room for additional tables.
2. All sales tables are taken. If you have not already signed up, then don't expect a table or a spot. Listed Sellers are: B. Van Dyke, Crans, Moss, Krzeminski, Spalenka, Elliott, Lehker, Sulaski, Mickel, Carper, Dabakey, Splane, Lusk.
3. All tables will be covered by a club-provided plastic, to protect the tables from scratches.
4. Sellers can use their table area however they wish; large items can fit on the floor under the table; you can stand behind your table, or let Buyers walk around the entire table area.
5. Tables might be assigned, or might be random. All tables are within the main room. None are any better than others. Your cooperation is appreciated.

*Continued in **MINI-SALE EXCITEMENT** on page 10*

WINTER ROCKHOUDING IN MICHIGAN

By Kreigh Tomaszewski

It was 22 degrees, and snowing about an inch an hour, when my wife and I loaded up the van with buckets, hard hats, boots, hammers, chisels, and flashlights. We drove to the Michigan Natural Storage Co. warehouse on Judd St. and met about 40 other rockhounds from the Tulip City and Indian Mounds clubs in the parking lot. When our host, Professor Kevin Cole, from GVSU, arrived we unloaded our gear and went in the open door to get out of the cold. It was 10:00 am and we had the Alabastine Mine to ourselves for the rest of the day.

Our leader, Jon Mull, verified who was along on his sign up sheet. We were instructed on signing out when we left the mine so he could be sure nobody got left behind in the mine. Some folks choose to take the stairs down, and the rest of us piled into the big elevator. The doors closed and Roger King pressed the button labeled 'mine', and down we went.

84 feet later the elevator stopped, the doors opened, and we stepped into the mine. We closed the elevator doors in case latecomers arrived and wanted to recall it to the surface. Some of the mine is used as a warehouse and has a cement floor. We walked thru this clean part to the end of the floor and the last light bulb. Everyone sat down, pulled off their street shoes, and put on their boots. Many also shed their winter jackets as it was a balmy 52 degrees in the mine.

Then we scattered into the dark, rubble filled, and very muddy tunnels. Soon the mine was filled with the clink, clink, clink sound of hammers hitting chisels. Some were lucky to find selenite vugs in the walls. Some were trying to mine pencil selenite. A few were after fossils in the ceiling.

Some folks filled their buckets, took them out to their cars, and returned for more hard rock mining. Some folks came back to the light to eat lunches out of bags. Some folks had their fill and headed out. Adults and children all had smiles on their faces.

By mid-afternoon my wife and I had filled three buckets with specimens and decided we had enough for the day. We went back to the light, took off our muddy boots, put on our street shoes and winter jackets, and hiked back to the elevator. We signed out, opened the elevator doors, and went back to the surface. We closed the elevator doors for the next person who needed it.

Walking out of the warehouse we found four inches of new snow had fallen while we had been in our underground world. We loaded our treasures into the van and drove home. By then it was good to get out of our damp and muddy clothes.

Any day a rockhound gets to go into a mine is a good day. There is something timeless and magical about being underground. Mining is tiring but rewarding. Being able to take a vacation from winter by going underground to collect made this a special trip. For a few hours it was summer again and I was out in the field collecting rocks.



COURTESY CORNER



Courtesy Hosts for March

???????

PLEASE REMEMBER TO WEAR YOUR CLUB NAMETAG TO CLUB EVENTS!

KIDS CORNER

For 'Pups' of All Ages

By Don Van Dyke



Well, how did you do last month? I hope that these quizzes help you in learning about what we sometimes talk about, during our meetings, or read about in The Arrowhead News.

Here are 4 more questions to answer. Keep a record of your answers on a separate paper so everyone in the family can do the quiz. Compare your answers. Who has done the best so far?

1. Jade/jadeite.

A/ The name Jade comes from its color.

B/ It is named after a superstition people had a long time ago.

C/ It is named after the location in China where it came from.

2. Amethyst

A/ Amethyst is named for its beautiful purple color

B/ It is named after a region in Greece where it was 1st found.

C/ It is named after something that it was supposed to prevent.

3. Amazonite.

A/ Amazonite is named after some strong and warlike women.

B/ It is named after a river in South America.

C/ It is named after Amazon.com, which can be found on the Internet.

4. Diamond

A/ Diamond is named after its crystal shape

B/ It is named after its brilliance and color

C/ It is named diamond because it is so hard.

Answers are on page 12

TO ALL CLUB MEMBERS

I am interested in finding someone who may have the back issues of
THE WIRE ARTIST JEWELLER MAGAZINE
that were published starting the year 1998 through 2004.
I would like to borrow them and look for ideas for wire wrapping that I
could scan and then return the magazines to you.

Thanks for your help in advance.

Anne Westover
616-754-7093
maverick@pathwaynet.com



MINI-SALE EXCITEMENT

Continued from page 7

6. Sales format is your choice. We are encouraging the use of Silent Auction Bid Slips in order to avoid Buyer stampedes and meeting disruptions. Extra Bid Slips are free and available at www.indianmoundsrockclub.com. But that is up to you. You can open and close your own table as often as you wish (example: every 15 minutes) or just leave it open the whole time. Any bargaining on prices is also up to you.
7. Sellers will collect their own money, so bring some small bills and coin change.
8. There is no charge for a table, but each Seller must pay 20% of their total sales to Club Treasurer Dave Lehker immediately before you leave, or by 9 pm. The honor system is in effect.
9. No Set-up before 6:15 or after 7:00 pm (during the meeting). Get there before 7 pm to set up.
10. **NO SALES ARE ALLOWED BETWEEN 7 PM AND 8 PM, DURING THE MEETING AND PROGRAM. Please bring along a cloth or beach towel to cover your items during this time,** so that Buyers do not "shop" and disrupt the meeting.
11. Bring some bags for your Buyers to use for their purchases.
12. At 9 pm, please help with the clean-up.

WANTED

Editor for the *Arrowhead News*.

Qualifications: Computer skills, attention to detail, ability to meet deadlines. **FREE** training!

Contact: Brenda Van Dyke at 616.735.1235 or brenick@gmail.com
(Please!)

STREAKING MINERALS - STREAK TESTING!

By Dr. Bill Cordua

Copyright 1998. This document may be copied and used in mineral and gem club newsletters without asking permission, given that the article is reprinted in toto and that credit is given Lapidary Digest as the source. Others wishing to reprint the article may send a request to Lapidary Digest, using the e-mail form on the first page.

Streak tests are easy tests, helpful in mineral identification. The streak is simply the color of the powdered mineral. It doesn't matter how the mineral is powdered - you can scrape off some with a nail or pound the mineral to bits with a hammer. More commonly, mineralogists use a streak plate, a piece of unglazed porcelain usually cut in a square or hexagon a few inches across. Streak plates have a hardness of about 6.5, so if you want to test the streak of anything harder, get out the hammer! They can be bought from most mineral supply houses. For example, the latest Ward's Natural Science Establishment catalog lists them at 10 for \$2.90. When they get dirty they can be cleaned by scrubbing them off with an old toothbrush. I often use some sand with the water to scour off resistant streaks. If they get too dirty - heck, toss them out - they cost less than 30 cents each. When I was a kid, I used the back of old bathroom tiles to make an even cheaper streak plate.

Why do a streak test instead of just looking at the color of the bulk mineral? The color of a larger chunks of mineral can really vary, depending on what trace element impurities may be present. Calcite, for example, can be any color of the rainbow (and a few that aren't on any rainbow). But calcite always has a white streak. So why don't the impurities color the streak? They do, but only to a slight extent . This is because light going through a small grain of a mineral has less chance to interact with the impurities than light going through a big chunk of the material. Powdering the material thus minimizes the effect of the impurities.

Streaks are most useful in the oxides and sulfides. Silicates and carbonates generally have white or light colored streaks. The oxides are fun to streak. Hematite's red streak is distinct from goethite's yellow-brown streak and pyrolusite's coal black streak. Sphalerite is another mineral that can be lots of colors, but gives a yellow streak.

The streak of rocks is generally not distinctive. They usually give a light streak that reflects their dominant silicate or carbonate composition. If they give a red or brown streak, it suggests the presence of iron oxides. Of course, if the rock is coarse grained, you can try the streak test on the individual mineral grains.


Mineral databases and texts sometimes list the streak colors and some times don't. It depends on the tastes of the author and the data available. All minerals have streaks (you can powder anything if you put your mind to it) but they may not be too distinctive (hundreds of minerals have white streaks). I think that when a new mineral is described, the streak should always be included. After all, the material had to be powdered in order to do its microprobe or x-ray analysis, so all some one needs to do is remember to record the color. That would be a real help to those of us who don't have well-equipped analytical labs in our basements.



Photo courtesy of earthsci.org
http://earthsci.org/mineral/rockmin/mineral/mineral_i_d/

KIDS CORNER
ANSWERS from page 11


1. B/ The word jade comes from a Spanish word that means 'stone of the side' because it was supposed to cure side pains.
2. C/ Amethyst comes from the Greek word amethystos which meant 'not drunken.'
It was supposed to prevent someone from getting drunk. (Can you see how the color of amethyst resembles wine? Do you think there was a connection?)
3. B/ Amazonite is named after the worlds largest river, the Amazon, where a deposit was located.
4. C/ Diamond comes from the Latin word adamas which means unconquerable or invincible because it is the hardest substance.



What a great way
to spend a winter day!



PICTURE PAGES



**MARCH ARROWHEAD NEWS PHOTOGRAPHS
SUBMITTED BY KREIGH TOMASZEWSKI**



PICTURE PAGES

